


FUSE

BATTERY METALS



A North American Battery Metal Exploration Company

TSXV: **FUSE** | OTCQB: **FUSEF** | FRA: **43W3** | MAY 2023

FUSE BATTERY METALS

A NORTH AMERICAN BATTERY METALS EXPLORATION COMPANY

Fuse Battery Metals Inc. is a TSX Venture Exchange Tier 2 Mining Exploration Company with our head office located in British Columbia, Canada. We are focused on becoming a world class provider of strategic metals with an emphasis on Lithium and Cobalt exploration and development. We use the latest technologies in a financially responsible way which allows strategic acquisitions of new properties to explore and efficient execution of current exploration plans and objectives.

THE FUSE DISTINCTION

Our team has the ability to raise capital in all market conditions which ensures corporate objectives are consistently met and shareholder returns are maximized.



CAUTIONARY STATEMENTS

GENERAL DISCLAIMER

Fuse Battery Metals Inc. "Fuse Battery Metals", has taken all reasonable care in producing and publishing information contained in this presentation, and will endeavour to do so regularly. Material on this site may still contain technical or other inaccuracies, omissions, or typographical errors, for which Fuse Battery Metals assumes no responsibility. Fuse Battery Metals does not warrant or make any representations regarding the use, validity, accuracy, completeness or reliability of any claims, statements or information on this site. Under no circumstances, including, but not limited to, negligence, shall Fuse Battery Metals be liable for any direct, indirect, special, incidental, consequential, or other damages, including but not limited to, loss of programs, loss of data, loss of use of computer or other systems, or loss of profits, whether or not advised of the possibility of damage, arising from your use, or inability to use, the material on this site. The information is not a substitute for independent professional advice before making any investment decisions. Furthermore, you may not modify or reproduce in any form, electronic or otherwise, any information, images and maps on this site, unless you have obtained a written permission from the management of Fuse Battery Metals.

No securities commission or other regulatory authority has in any way reviewed the information on this website and Fuse Battery Metals makes no representation or warranty to that effect.

FORWARD-LOOKING STATEMENTS

This presentation contains forward-looking statements, including but not limited to comments regarding predictions and projections. forward-looking statements address future events and conditions and therefore involve inherent risks and uncertainties. Actual results may differ materially from those currently anticipated in such statements. While Fuse Battery Metals has taken reasonable care to ensure that information presented on this website is current, Fuse Battery Metals expressly disclaims any responsibility to update or revise any forwardlooking statements whether as a result of new information, future events or otherwise.

THIRD PARTY LINKS

Fuse Battery Metals has provided links in this presentation to several other websites which are arms-length to the Company. The viewer should be aware that in linking to these outside web sites, they are leaving the Fuse Battery Metals presentation and that Fuse Battery Metals is not responsible for the content of any other site.

QUALIFIED PERSONS

Gerhard Kiessling, P.Geol, is the Q.P. who has reviewed and approved the technical contents of this website with respect to the Teledyne and Glencore Project, Ontario. Qualified Persons are defined in National Instrument 43-101 and based on standards established by the Canadian Institute of Mining, Metallurgy and Petroleum (CIM).

DIRECTORS

TIM FERNBACK

President & CEO

Mr. Fernback brings over 30 years of experience in financing public and private companies in Canada. Mr. Fernback obtained a Bachelor of Science, Honours (B.Sc.) from McMaster University in Hamilton, Ontario and a Master of Business Administration (MBA) with a concentration in Finance from the University of British Columbia. Mr. Fernback holds a Certified Professional Accounting (CPA, CMA) designation in Canada and is currently director of several publicly traded companies in Canada.

RYAN CHEUNG

Director

Mr. Cheung, CPA, CA, has been providing accounting, management, securities regulatory compliance services to private and public-listed companies for the past fifteen years. He began his career in CA-public practice in 2003 articling with a boutique and mid-sized firm eventually specializing in Canadian listed entity compliance and related securities services. In 2008, Mr. Cheung founded Midland Chartered Accountants Ltd. Focused on providing tax and integrated accounting and advisory solutions to private companies and high net worth individuals with a heavy emphasis on maintaining strong professional relationships.

CHIP RICHARDSON

Director

Chip Richardson is a life-long banker and currently has the role of Assistant Vice President, Investments for Wedbush Securities in Lake Oswego, a suburb of nearby Portland, Oregon. From the age of fourteen, Chip began investing in the stock market and upon graduation from Oregon State University (B.Sc. Economics), Chip was hired as a Financial Advisor by Dean Witter Securities, now Morgan Stanley. After Dean Witter, Chip worked at Paine Webber, now UBS, before joining Wedbush in 1999.

ROBERT SETTER

Chairman & Director

Mr. Setter is the former Senior Financial Editor for Report on Mining and has been consulting with publicly trading companies for over a decade. In addition to Fuse, he also sits on the boards of two other listed mining companies and holds a degree in Economics from UBC. Since 2000 he has held several key positions including Research Manager, Corporate Research and Analytics and has been involved in the launch of dozens of new enterprises assisting with financing, cash flow forecasting, strategic client acquisition and planning. Mr. Setter brings over two decades of business development, marketing and resource experience to the Company.

ADVISORY BOARD

GERHARD KIESSLING

P. GEO Advisor

Mr. Kiessling is an exploration geologist and currently serves as Exploration Manager with Canada Silver Cobalt. Prior to that, he gained valuable geological exploration experience working for several companies across Canada including Agnico Eagle, Kirkland Lake Gold, First Cobalt, and McEwen Mining. He graduated from the University of Waterloo in 2006 with a Bachelor of Science (Honors), majoring in Earth Science.

GREG REIMER

Advisor

Former Executive Vice President of Transmission and Distribution for BC Hydro, British Columbia's electric utility serving 4 million customers with \$5.5 Billion in annual revenue. Prior experience includes Deputy Minister of Energy, Mines and Petroleum Resources, Chair of the BC Oil and Gas Commission and Deputy Minister of Provincial Revenue. Greg has solid knowledge in the energy industry and organizational governance from serving on many corporate and industry boards.

JAMES HELLWARTH

Advisor

Over the past 10 years, Mr. Hellwarth of Orlando Florida has worked and strategically partnered with many of the leading financial media networks. These networks expand from influencer networks, content marketing, professional copywriting, native ads, Omni Channel programmatic advertising and display ads marketing. Mr. Hellwarth has been instrumental in helping companies create their own digital footprint. Over the past 73 years Mr. Hellwarth has established significant relationships with investment bankers, hedge funds as well as numerous Industry specific heads. Mr. Hellwarth prides himself in aligning mutually benefiting strategic partners.

ALAN MORRIS, CPG

Geological Advisor

Certified Professional Geologist with 37+ years in minerals industry. Experience with lithium brine deposits in Nevada. Owner of Ruby Mountain GIS (property evaluations and acquisitions).

ELECTRIC VEHICLES

Electric Vehicle sales in millions

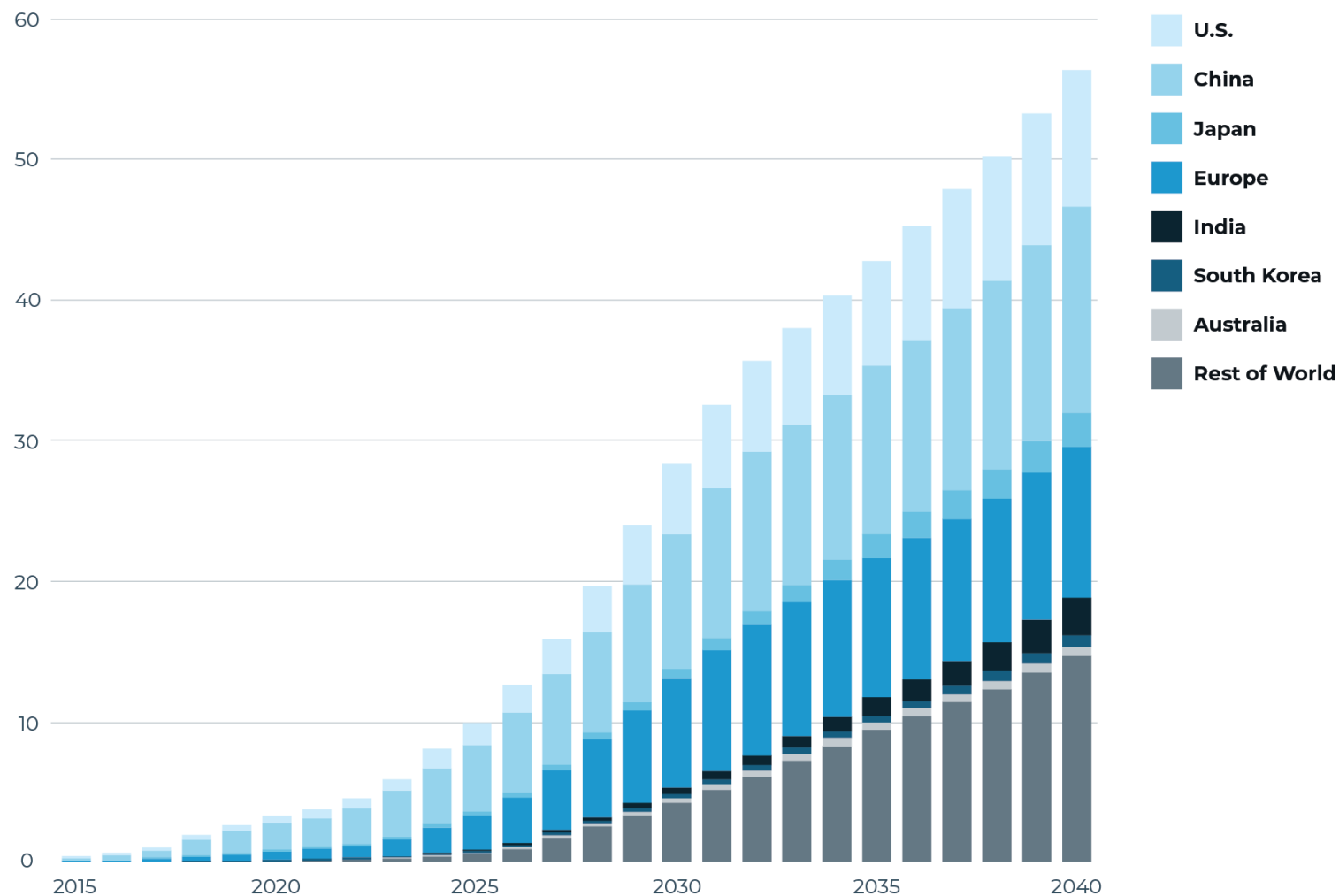
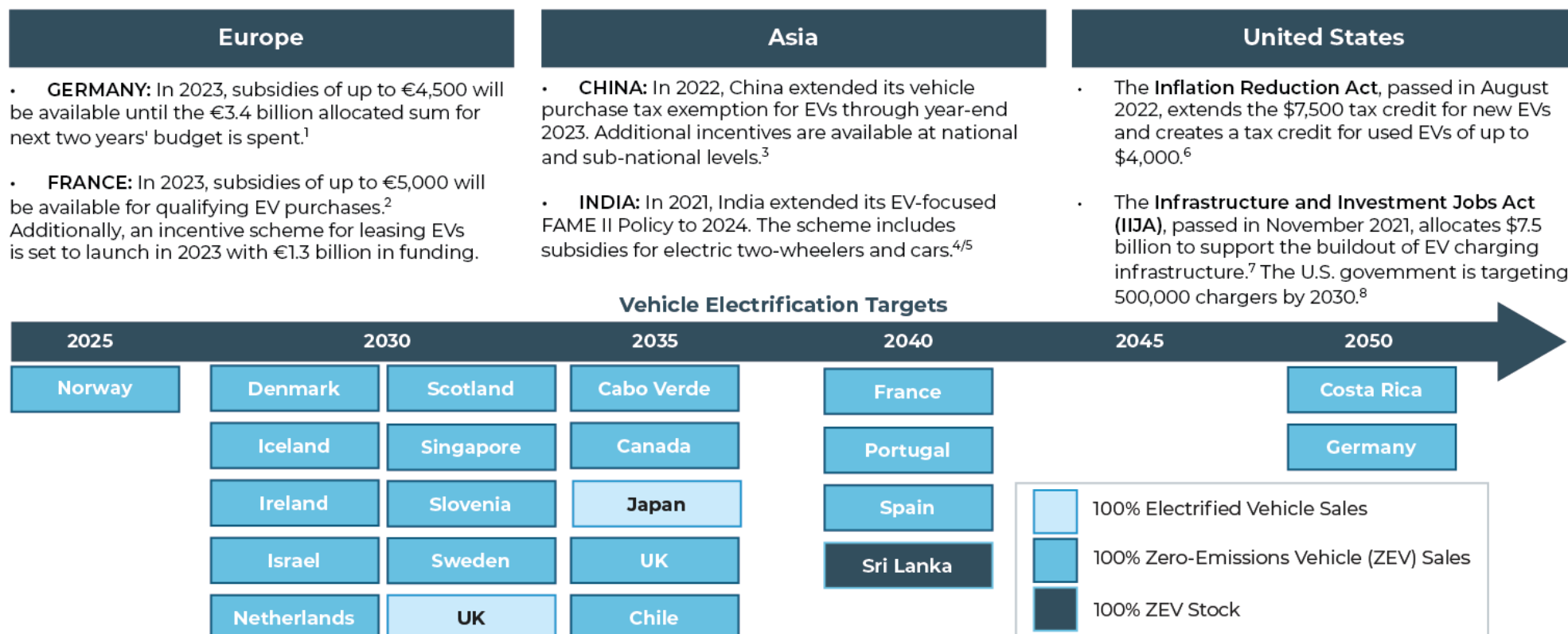


FIGURE 1. Annual Sales of Passenger EVs (Battery Electric Vehicles (BEVs) and Plug-in Hybrid Electric Vehicles (PHEVs)).
Source: BloombergNEF Long-Term Electric Vehicle Outlook 2019.16

SUPPORTIVE POLICIES

INCREASINGLY SUPPORTIVE POLICY LANDSCAPE BOLSTERS OUTLOOK FOR EV ADOPTION

Supportive policies in major auto markets like the United States, China and Europe are accelerating EV adoption













Sources: Text: 1. Roberts. 2022; 2. Morgan, 2022; 3. Rho Motion, 2022; 4. Ibid r. 5. International Energy Agency, 2022; 6. Senate Cemocrats, 2022; 7. U.S. Department of Transportation, 2022; 8. The White House, 2021 Visuals: International Energy Agency. 2021 ; International Energy Agency. 2022: Rho Motion. 2022

DISRUPTIVE MATERIALS

DISRUPTIVE MATERIALS ARE ESSENTIAL TO EMERGING AND CLEAN TECHNOLOGIES

Metals, minerals, and materials are the critical but often unheralded ingredients fueling the advancement of disruptive technologies that can help slow climate change, improve productivity, and connect people around the world.

Disruptive Materials	Technologies
 Lithium	Batteries
 Cobalt	Fuel Cells
 Nickel	Wind Turbines
 Palladium & Platinum	Solar Photovoltaic (PV) Systems
 Manganese	Traction Motors
 Rare Earth Elements	Robotics
 Graphene & Graphite	Drones
 Copper	3D Printing
 Zinc	Semiconductors
 Carbon Fiber	

Highlighted Disruptive Materials

• **Rare Earth Elements: 1** Neodymium, praseodymium, terbium, and dysprosium are among the rare earth elements used to manufacture permanent magnets for wind turbines, traction motors, robotics, and drones.

• **Zinc: 2** Among its use cases, zinc can be a coating to protect wind turbines and solar panels from rust. The metal can also be used in batteries and galvanized steel.

• **Graphene & Graphite: 3,4** Often described as a wonder material, graphene is the thinnest known material but also the strongest, being 100x stronger than steel. End-use markets include auto and transportation, aerospace, and construction.

• **Copper: 5** High conductivity and resistance to corrosion make copper a key component of renewable energy systems, including wind and solar power.

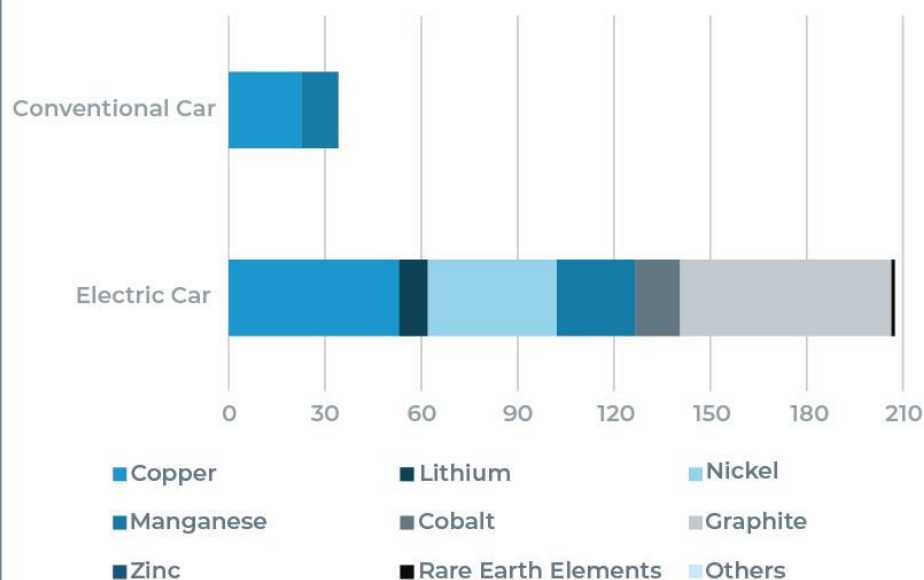
Sources: Text 1 Patricia, Silvia. Samuel, & Beatrice 2020; 2. Venditti. 2022; 3. Russell, 2019; 4. Pistil(ii 2022; 5. Copper Oevelopment Association Inc.. n.d.; Visuals: Global X ETFs with information on required materials derived from: International Energy Agency, 2021

Cobalt in Focus: Transition From Conventional Vehicles to EVs Set to Be Main Driver of Demand

An electric vehicle requires six times more disruptive materials than a traditional internal combustion engine (ICE) vehicle.¹ As a result, EVs are expected to be a significant driver of demand for a variety of materials, particularly lithium.^{2,3}

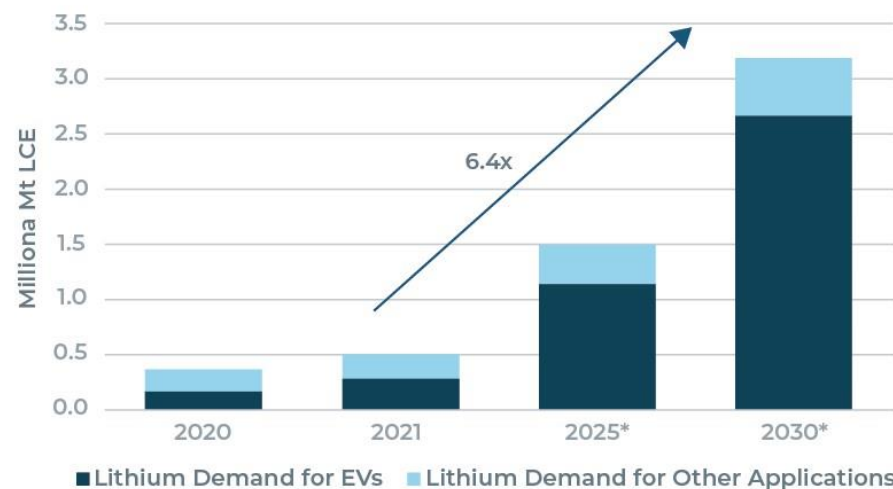
Lithium, graphite, copper, nickel, cobalt, and manganese are just a few of the disruptive materials EVs use.

Disruptive Materials Used in EVs vs. ICE Vehicles (kg/vehicle)



EVs are forecast to account for most of the growth in demand for lithium. Battery energy storage is another notable source of demand.

Lithium Demand by Application
(Millions of Metric Tons per Annum of Lithium Carbonate Equivalent)



*Forecast

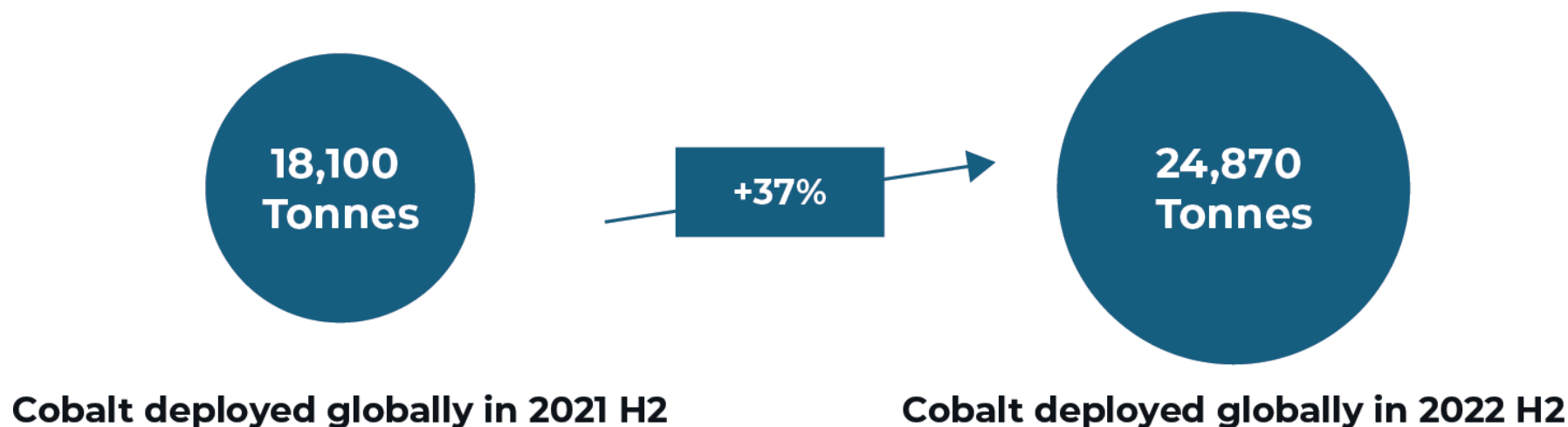
Sources; Text: 1 International Energy Agency, 2022; 2. Ibid.; 3. Norris, 2022; Visual (LHS): International Energy Agency, 2022; Visual (RHS): Norris, 2022.

DEPLOYED COBALT

In 2022 H2, 24,870 tonnes of cobalt were deployed onto roads globally in the batteries of all newly sold passenger xEVs combined, up 37% over the same period the year prior.

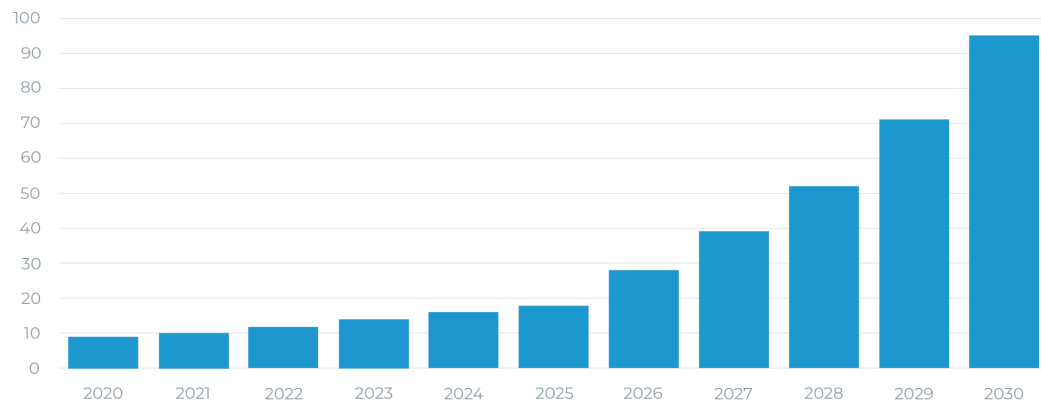
As with nickel, this increase was driven by a rise in global XEV sales, a rise in the average xEV's pack capacity, and pervasive use of medium-nickel cell chemistries, such as NCM 5- and 6-Series, which use inherently more cobalt per kWh than NCA or NCM 8- and 9-Series cells.

Despite LFP driving over 38% of CATL's cell deployments in 2022 H2 (by GWh), the Chinese battery behemoth still led the pack by cobalt deployed with a 30% market share in 2022 H2.



COBALT DEMAND

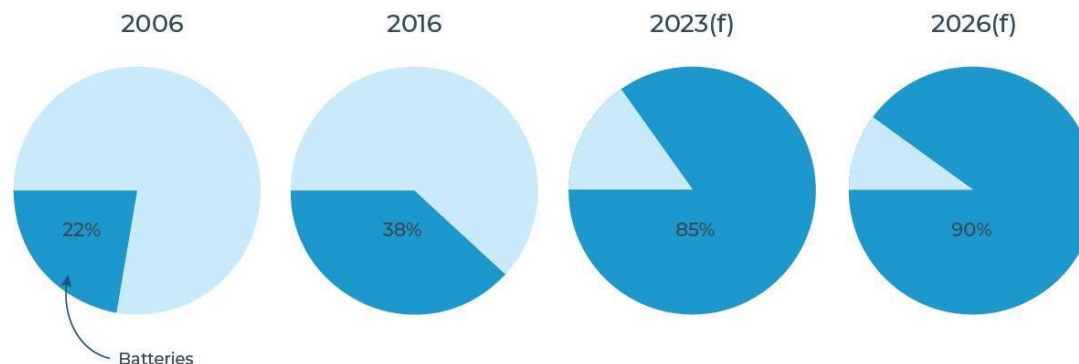
COBALT DEMAND FOR THE LITHIUM-ION BATTERIES



Source: Bloomberg New Energy Finance

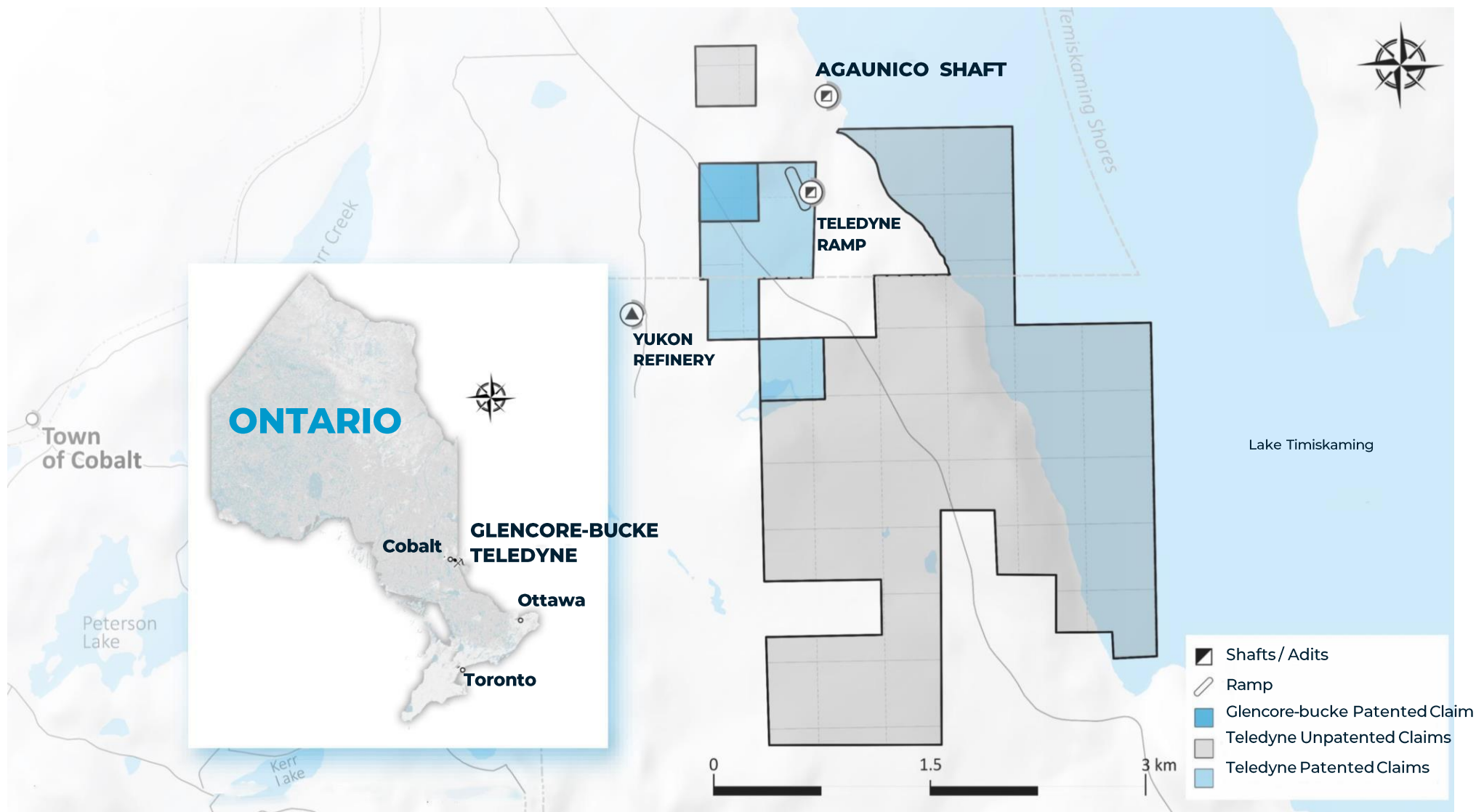
BATTERY POWERED: 20 YEARS OF LITHIUM DEMAND

Lithium (LCE) demand from 2006 to 2026(f): how lithium ion batteries have grown to dictate the lithium industry



Source: Benchmark Mineral Intelligence

ONTARIO COBALT PROPERTY



COBALT ONTARIO PROJECTS



TELEDYNE

Total Claims: **13**
(5 patented, 8 unpatented)

Total Area: **607.1 Hectares**

Fuse Interest: **100% Ownership**



GLENCORE-BUCKE

Total Claims: **1**

Total Area: **16.28 Hectares**

Fuse Interest: **100% Ownership**



ROAD ACCESS

Both properties accessible by a well-maintained road and nearby the Agaunico Silver-Cobalt Mine.



COBALT MILL

Cobalt ore custom mill available within 2 km (1.24mi) of Teledyne Property Ramp. The Teledyne Ramp has a CAD\$25 million replacement value.



HISTORIC DRILLING

Historic Drilling of 10,903 m (35,770 ft.) assayed at an average of 0.45 % Co.

Significant Values

Significant Cobalt values from the 2017 Exploration Program, including:

21.9% Co over 0.36m (1.18 ft)

18.7% Co over 0.15m (0.49 ft)

8.42% Co over 0.3m (1 ft)

5.06% Co over 1.75m (5.7 ft)

1.42% Co over 1.2m (3.94 ft)

GLENCORE BUCKE PROJECT

PROJECT OVERVIEW

The Glencore Bucke property consists of two patented mining claims totaling approximately 16.2 ha in area located on the west boundary of Fuse's Teledyne Cobalt Project. In 1981, Teledyne leased mining claim 585 ("Glencore Bucke Property") from Falconbridge Nickel Mines Ltd. The company recognized the significant exploration potential that the Property had due to the possible southern extensions of the Cobalt Contact veins on mining claim T43819 that projected southward onto the Property. In the fall of 2017, Fuse completed 21 diamond drill holes totalling 1,913.50 m at Glencore Bucke in a first phase of drilling designed to confirm and extend the existing known mineralized zones on the property. The program tested the Main Zone for a strike length of approximately 55 m and the Northwest Zone for a strike length of approximately 45 m.

Results were encouraging with the majority of holes hitting cobalt mineralization including 4.45% cobalt over 0.30 metres in hole GB 17-06 and 8.42% cobalt over 0.3 metres in hole GB-17-15 (core lengths only, not true widths.) In 2018, Fuse completed 24 diamond drill holes totaling 2,559 m in phase II at Glencore Bucke with the intent of intersecting mineralized zones along strike and vertically above and below previous intersections reported in 2017 on the Main and Northwest Zones. The Phase 2 program also tested several outlying targets with drill hole GB18-41 aimed at testing for mineralization at depth beneath a historical trench which intersected anomalous cobalt mineralization. Cobalt, zinc, silver and copper were present. Not all holes were released, with holes GB18-31 through to GB18-40 expected in Q2 2020.

Total Claims:

1

Total Area:


16.28 Hectares

Fuse Interest:

100% Ownership

Ontario, Canada

Cobalt Property



TELEDYNE PROJECT

PROJECT OVERVIEW

In 2016, Fuse entered into an option agreement to acquire up to a 100% interest, subject to a 2% net smelter royalty ("NSR"), on the Teledyne Cobalt Property then in the spring of 2018, Fuse announced that it had amended and accelerated the option agreement and had earned a 100% interest in the Property with the vendors retaining the 2% NSR. The Property, located in Bucke and Lorrain Townships, consists of 5 patented mining claims totaling 79.1 ha, and 46 unpatented mining claim cells totaling approximately 705.99 ha. The Property is easily accessible by highway 567 and a well-maintained secondary road.


Based on historical drilling and data a cobalt resource was developed in the 1980's however it is not consistent with current 43-101 standards and will require work to be completed by a QP in order to be brought up to current NI -43-101 resource standards. As such the Company is not treating the historical reserve estimate as a current mineral resource or mineral reserve. Over \$25 million Can has been spent thus far, (2020 dollars inflation-adjusted) on the Teledyne Property resulting in valuable infrastructure including a development ramp and a modern decline going down 500 ft parallel to the vein.

Total Claims:
13

Total Area:
607.1 Hectares

Fuse Interest:
100% Ownership

Ontario, Canada
Cobalt Property



TELEDYNE PROJECT

PROJECT OVERVIEW *Continued*

During the fall of 2017, Fuse completed 11 diamond drill holes totaling 2,204 m designed to confirm and extend the existing known mineralization along strike, and up and down dip. The program tested the Teledyne Main Zone for a strike length of approximately 220 m. Significant results included TE-1704 with 1.82% cobalt over 6.00 m from 138.00 to 144.00 m, including 5.06% Co over 1.75 m from 141.25 to 143.00 metres (not true widths.) In the fall of 2018, 9 additional diamond drill holes in Phase 2 drilling were completed totaling 1,713 m at Teledyne with the intent of intersecting mineralized zones along strike and vertically above and below previous intersections reported in 2017. This program also tested several outlying targets including beneath a historical trench with veining present at surface and to intersect the East Zone. These results are expected to be available in Q2 2020. Ontario, Canada - Cobalt Property

The Teledyne Cobalt Property consists of 5 patented and 8 unpatented mining claims covering an area of approximately 607.1 ha, while the Glencore Bucke Cobalt Property Bucke Property consists of 1 patented mining claim covering an area of approximately 16.2 ha.

The Teledyne Property is subject to a production royalty in favour of New Found Gold and an off-take agreement in favour of Glencore Canada Corp., while the Glencore Bucke Property is subject to a back-in provision, production royalty, and an off-take agreement in favor of Glencore Canada Corp. Glencore plc is the world's largest producer of cobalt.

Total Claims:
13

Total Area:
607.1 Hectares

Fuse Interest:
100% Ownership

Ontario, Canada
Cobalt Property



SHARE STRUCTURE

TSXV: **FUSE** | OTCQB: **FUSEF** | FRA: **43W3**

Market Cap

\$10.668M

Issued & Outstanding

187,448, 801

Auditors

DMCL Chartered Accountants
Suite 2700 – 650 West Georgia Street
Vancouver, BC V6B 4N9
Canada

Price

\$0.05

Warrants Outstanding

61,553,846

Securities Lawyer

Virgil Hlus, Cozen O'Connor LLP
Bentall 5, 550 Burrard Street, Suite 2501
Vancouver, British Columbia V6C 2B5

52-Week Low

\$0.04

Fully Diluted

274,902,647

52-Week High

\$0.12

Stock Options Outstanding

25,900,000



CONTACT INFORMATION

FUSE Battery Metals

HEAD OFFICE

Phone: 236-521-0207
Email: info@fusebatterymetals.com
Web: fusebatterymetals.com
Address: 3028 Quadra Court,
Coquitlam, BC, V3B5X6